






INTER PIQUET

MODELO											
											
	mm	KW-HP		KG	A mm	A in	B mm	B in	C mm	C in	
INTER PIQUET	3100	26-35 / 77-105	3	285	3000	118"	3100	122"	1200	47"	540