






OLIVINA

| MODELO |  |  |  | KG | Nº Correias tipo |  | | | | | |  |
|--------|---|---|---|-----|------------------|---|---------|---------|---------|---------|---------|---|
| | mm | KW-HP | | | | A mm | A in | B mm | B in | C mm | C in | |
| T-1900 | 900 | 44-60 / 74-100 | 8 | 565 | 3 XPC | 1100 | 43" | 1195 | 47" | 1031 | 41" | 540 |
| T-1250 | 1250 | 48-65 / 74-100 | 12 | 628 | 3 XPC | 1445 | 57" | 1195 | 47" | 1098 | 43" | 540 |
| T-1400 | 1400 | 51-70 / 74-100 | 12 | 669 | 3 XPC | 1595 | 63" | 1195 | 47" | 1098 | 43" | 540 |
| T-1500 | 1500 | 55-75 / 74-100 | 12 | 686 | 3 XPC | 1700 | 67" | 1195 | 47" | 1098 | 43" | 540 |
| T-1800 | 1800 | 59-80 / 74-100 | 16 | 773 | 3 XPC | 2000 | 79" | 1195 | 47" | 1098 | 43" | 540 |